

SE2302
2.4A,20V N-Channel MOSFET

Revision:A

General Description

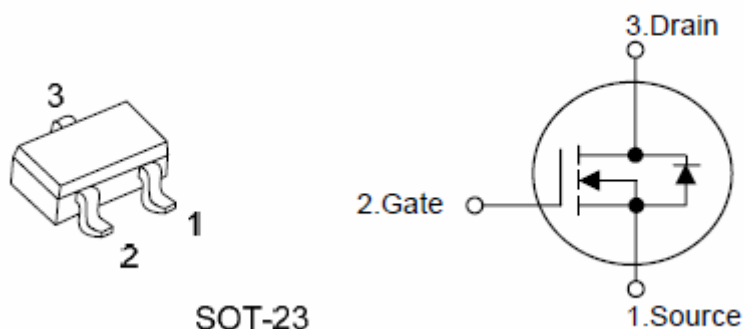
The MOSFETs from SINO-IC provide the best combination of fast switching, low on-resistance and cost-effectiveness.

Features

- V_{DS} (V) = 20V
- I_D = 2.4A
- $R_{DS(ON)} < 60m\Omega$ ($V_{GS} = 4.5V$)

Pin configurations

See Diagram below



Absolute Maximum Ratings

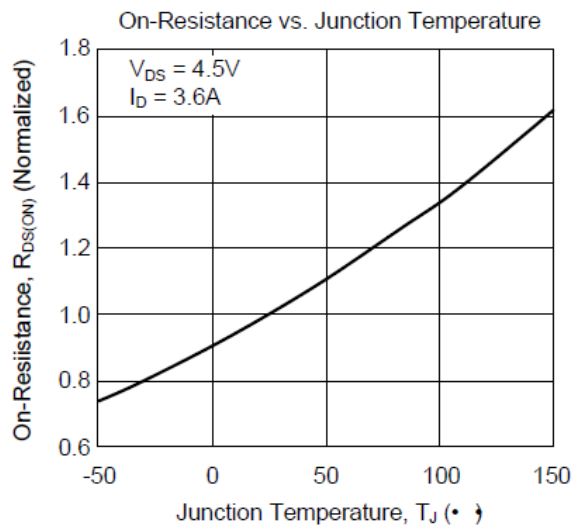
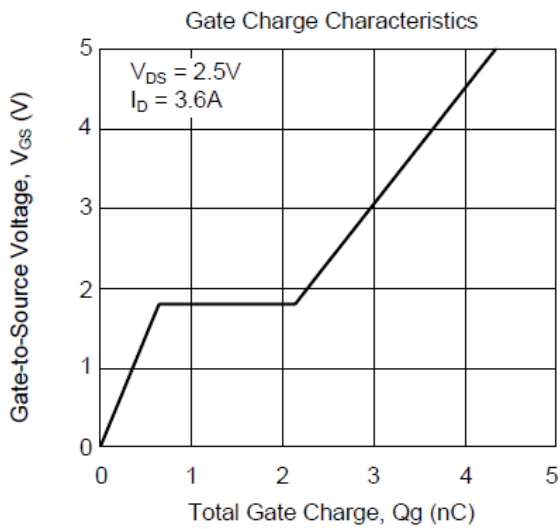
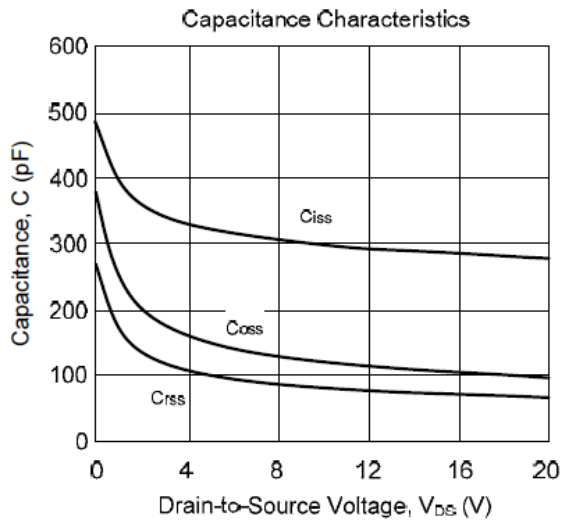
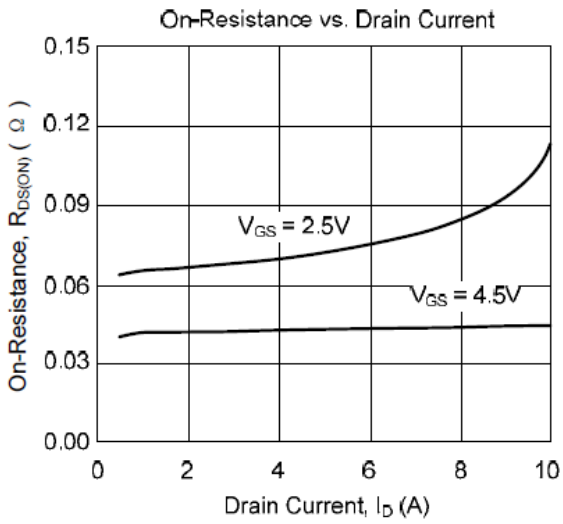
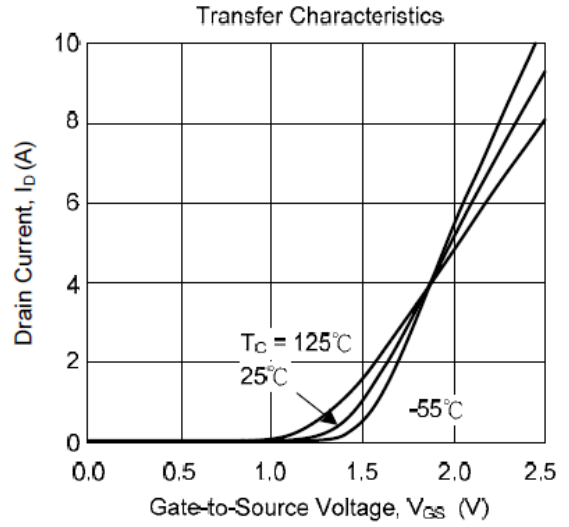
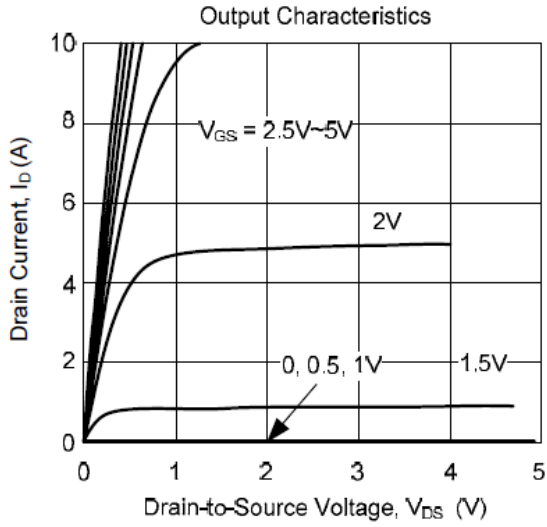
Parameter		Symbol	Rating	Units
Drain-Source Voltage		V_{DS}	20	V
Gate-Source Voltage		V_{GS}	± 8	V
Drain Current (Note 1)	Continuous	I_D	2.4	A
	Pulsed		9	
Total Power Dissipation		P_D	1.25	W
Operating Junction Temperature Range		T_J	-50 to 150	$^{\circ}C$

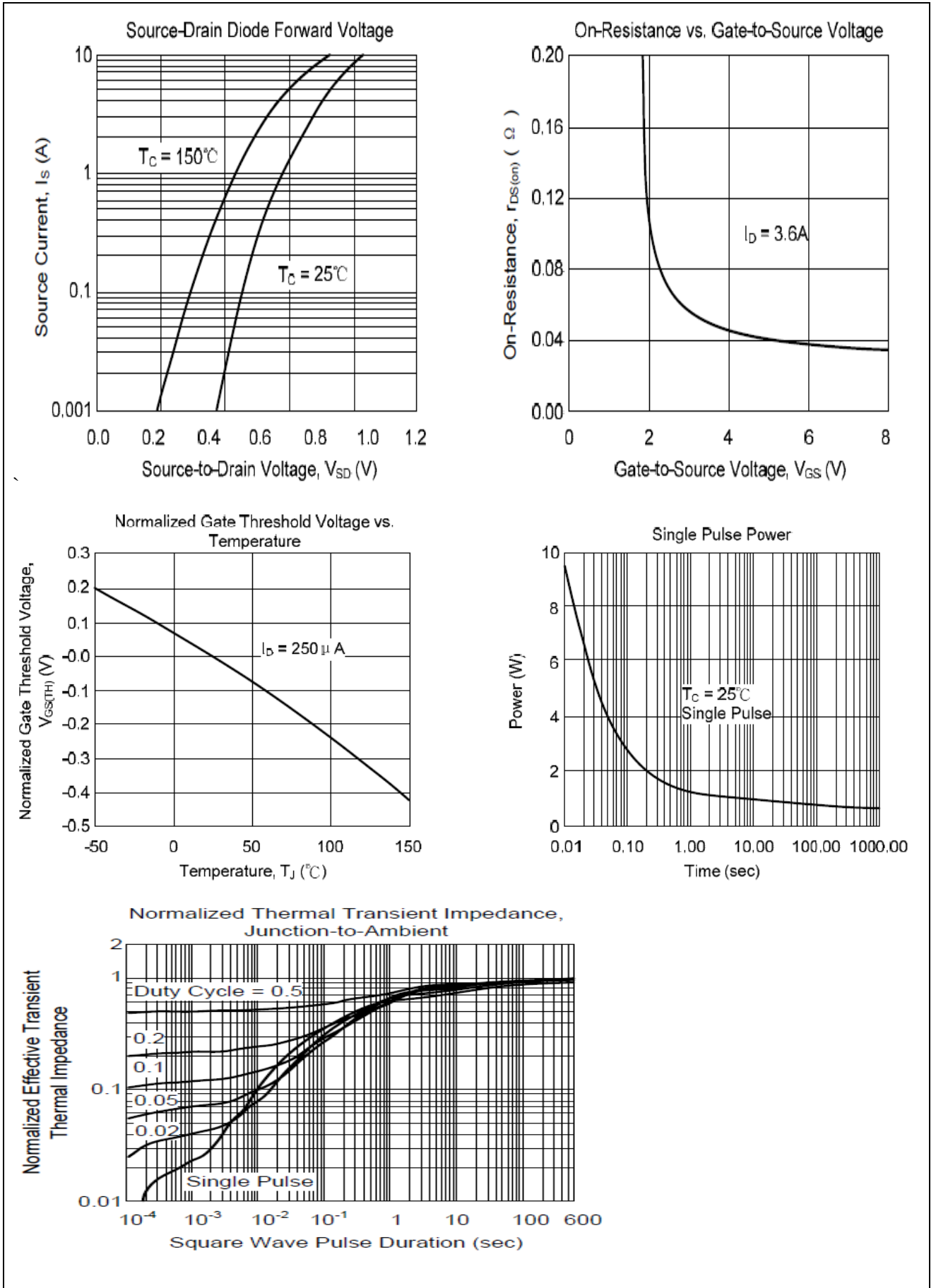
Thermal Characteristics

Parameter		Symbol	Typ	Max	Units
Maximum Junction-to-Ambient θ_{JA}	$t \leq 10s$	θ_{JA}	-	100	$^{\circ}C/W$

Electrical Characteristics (T _J =25°C unless otherwise noted)						
Symbol	Parameter	Test Conditions	Min	Typ	Max	Units
OFF/ON CHARACTERISTICS (Note 2)						
BV _{DSS}	Drain-Source Breakdown Voltage	I _D =250 μ A, V _{GS} =0 V	20			V
I _{DSS}	Zero Gate Voltage Drain Current	V _{DS} =20 V, V _{GS} =0 V			1	μ A
I _{GSS}	Gate-Body leakage current	V _{DS} =0 V, V _{GS} =±8 V			100	nA
V _{GS(th)}	Gate Threshold Voltage	V _{DS} =V _{GS} I _D =250 μ A	0.6	-	1.2	V
R _{DS(ON)}	Static Drain-Source On-Resistance ²	V _{GS} =4.5V, I _D =2.8A	-	43	60	mΩ
		V _{GS} =2.5V, I _D =2.0A		52	115	mΩ
		V _{GS} =1.8V, I _D =2.0A		80	130	mΩ
DYNAMIC PARAMETERS						
C _{iss}	Input Capacitance	V _{GS} =0V, V _{DS} =10V, f=1MHz		450		pF
C _{oss}	Output Capacitance			70		pF
C _{rss}	Reverse Transfer Capacitance			43		pF
TON	Turn-On Time	V _{DS} =10V, I _D = 1A, V _{GS} =4.5 V, R _{GEN} =6 Ω	-	7	15	ns
TOFF	Turn-Off Time		-	16	60	ns
Tr	Turn-on Rise Time		-	55	80	ns
Tf	Turn-on Fall Time		-	20	25	ns
Q _{g(10)}	Total Gate Charge	V _{DS} =10V, I _D =3.6A, V _{GS} =4.5V		5.2	10	nC
Q _{gs}	Gate-Source Charge			0.65	.	nC
Q _{gd}	Gate-Drain Charge			1.5		nC
V _{SD}	Drain-Source Diode Forward Voltage	V _{GS} =0 V, I _S =1.0 A		0.76	1.2	V
I _S	Maximum Continuous Drain-Source Diode Forward Current				1.6	A

Typical Characteristics





The SINO-IC logo is a registered trademark of ShangHai Sino-IC Microelectronics Co., Ltd.

© 2005 SINO-IC – Printed in China – All rights reserved.

SHANGHAI SINO-IC MICROELECTRONICS CO., LTD

Add: Building 3, Room 3401-03, No.200 Zhangheng Road, ZhangJiang Hi-Tech Park, Pudong,
Shanghai 201203, China

Phone: +86-21-33932402 33932403 33932405 33933508 33933608

Fax: +86-21-33932401

Email: webmaster@sino-ic.com

Website: <http://www.sino-ic.com>