

SED3080M

**N-Channel Enhancement-Mode MOSFET**

Revision: A

**General Description**

This type used advanced trench technology and design to provide excellent RDS(ON) with low gate charge. It can be used in a wide variety of application

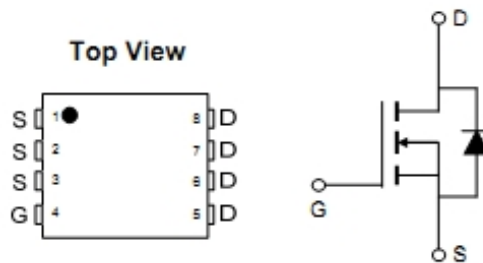
**Features**

For a single MOSFET

- $V_{DS} = 30V$
- $R_{DS(ON)} = 4.5m\Omega @ V_{GS}=10V$

**Pin configurations**

See Diagram below



**Absolute Maximum Ratings**

Parameter		Symbol	Rating	Units
Drain-Source Voltage		$V_{DS}$	30	V
Gate-Source Voltage		$V_{GS}$	$\pm 20$	V
Drain Current	Continuous	$I_D$	80	A
	Pulsed		170	
Total Power Dissipation	@TA=25°C	$P_D$	83	W
Single pulse avalanche energy		$E_{AS}$	306	mJ
Operating Junction Temperature Range		$T_J$	-55 to 175	°C

**Thermal Resistance**

Symbol	Parameter	Typ	Max	Units
$R_{\theta JC}$	Thermal Resistance Junction to Case	-	3	°C/W

# SED3080M

Electrical Characteristics (T <sub>J</sub> =25°C unless otherwise noted)						
Symbol	Parameter	Test Conditions	Min	Typ	Max	Units
<b>OFF CHARACTERISTICS (Note 2)</b>						
B <sub>V</sub> DSS	Drain-Source Breakdown Voltage	I <sub>D</sub> =250μA, V <sub>GS</sub> =0 V	30			V
I <sub>DSS</sub>	Drain to Source Leakage Current	V <sub>DS</sub> =30V, V <sub>GS</sub> =0V			1000	nA
I <sub>GSS</sub>	Gate-Body Leakage Current	V <sub>GS</sub> =20V			100	nA
V <sub>GS(th)</sub>	Gate Threshold Voltage	V <sub>DS</sub> = V <sub>GS</sub> , I <sub>D</sub> =250μA	1		3	V
R <sub>DS(ON)</sub>	Static Drain-Source On-Resistance	V <sub>GS</sub> =10V, I <sub>D</sub> =25A	-	4.5	6.5	mΩ
		V <sub>GS</sub> =4.5V, I <sub>D</sub> =20A	-	5.8	10	mΩ
g <sub>FS</sub>	Forward Transconductance	V <sub>DS</sub> =60V, I <sub>D</sub> =7.5A	3	5		S
<b>DYNAMIC PARAMETERS</b>						
C <sub>iss</sub>	Input Capacitance	V <sub>GS</sub> =0V, V <sub>DS</sub> =15V, f=1MHz		2330		pF
C <sub>oss</sub>	Output Capacitance			460		pF
C <sub>rss</sub>	Reverse Transfer Capacitance			230		pF
<b>SWITCHING PARAMETERS</b>						
Q <sub>g</sub>	Total Gate Charge <sup>2</sup>	V <sub>GS</sub> =10V, V <sub>DS</sub> =30V, I <sub>D</sub> =30A		51		nC
Q <sub>gs</sub>	Gate Source Charge			14		nC
Q <sub>gd</sub>	Gate Drain Charge			11		nC
t <sub>d(on)</sub>	Turn-On Delay Time	V <sub>GS</sub> =10V, V <sub>DS</sub> =10V, R <sub>GEN</sub> =2.7Ω I <sub>D</sub> =30A		20		ns
t <sub>d(off)</sub>	Turn-Off Delay Time			60		ns
t <sub>d(r)</sub>	Turn-On Rise Time			15		ns
t <sub>d(f)</sub>	Turn-Off Fall Time			10		ns
<b>Source-Drain Diode Characteristics</b>						
V <sub>SD</sub>	Diode Forward Voltage	V <sub>GS</sub> =0V, I <sub>S</sub> =24A			1.2	V
I <sub>S</sub>	Diode Forward Current				80	A
t <sub>rr</sub>	Reverse Recovery Time	T <sub>J</sub> =25°C, I <sub>F</sub> =80A Di/dt=100A/μs		32	50	nS
Q <sub>rr</sub>	Reverse Recovery Charge			12	20	nC
t <sub>on</sub>	Forward Turn-On Time	Intrinsic turn-on time is negligible(turn-on is dominated by LS)				

Typical Characteristics

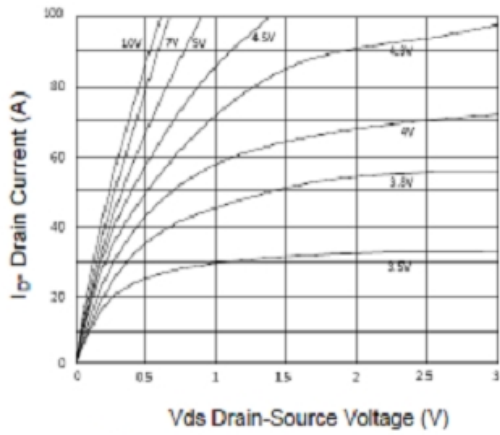


Figure 1 Output Characteristics

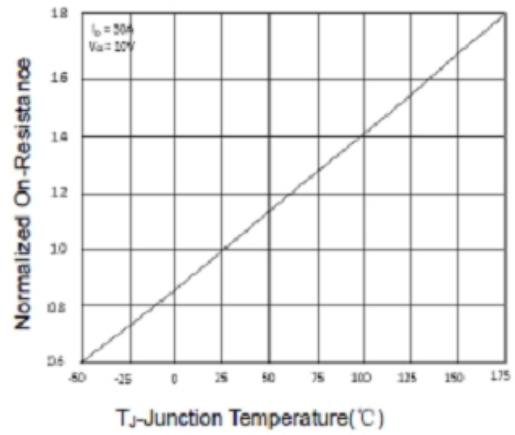


Figure 4 Rds(on)-Junction Temperature

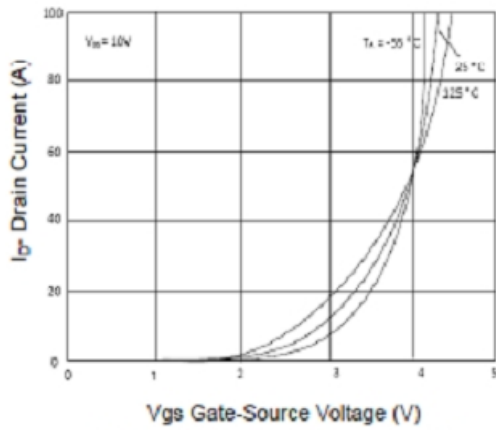


Figure 2 Transfer Characteristics

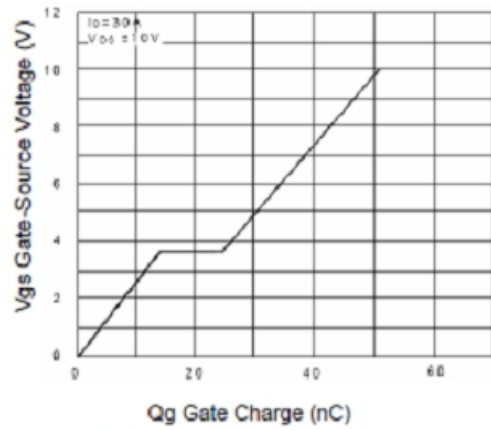


Figure 5 Gate Charge

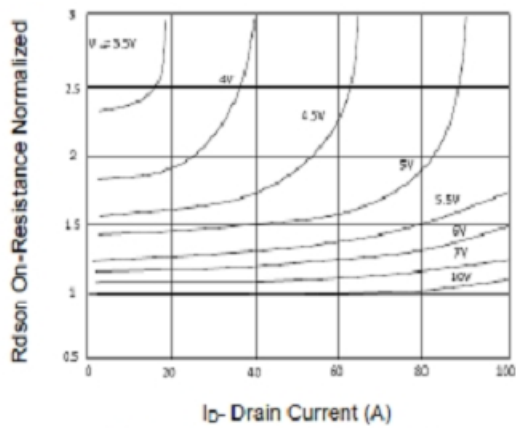


Figure 3 Rds(on)-Drain Current

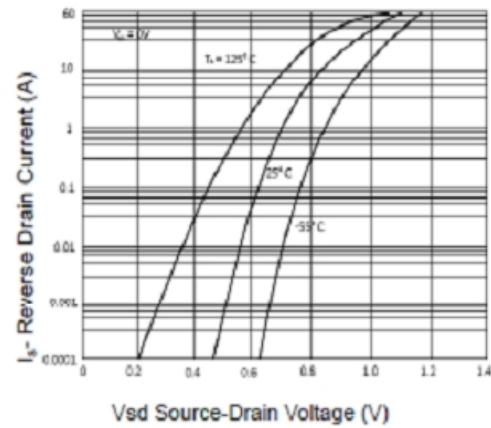

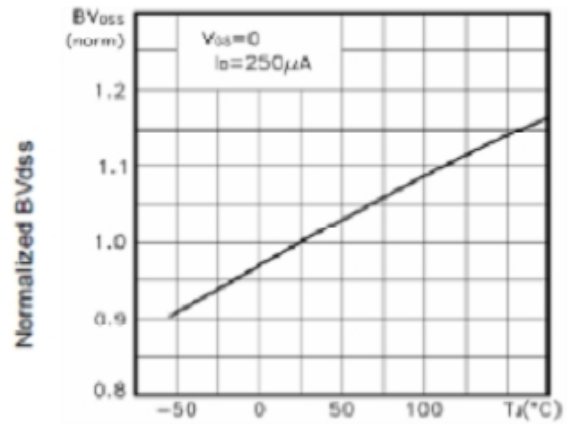


Figure 6 Source-Drain Diode Forward


Typical Characteristics



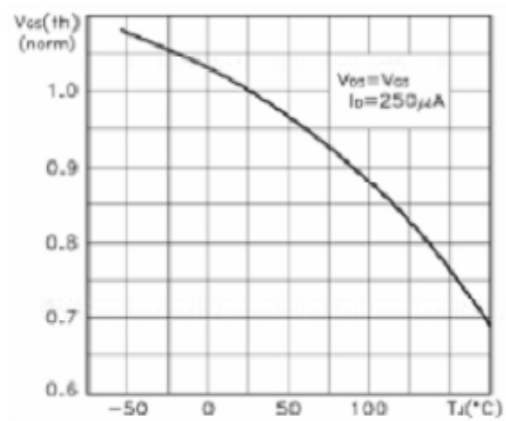
Vds Drain-Source Voltage (V)  
Figure 7 Capacitance vs Vds



TJ-Junction Temperature(°C)  
Figure 9 BVoss vs Junction Temperature



Vds Drain-Source Voltage (V)  
Figure 8 Safe Operation Area



TJ-Junction Temperature(°C)  
Figure 10 VGS(th) vs Junction Temperature

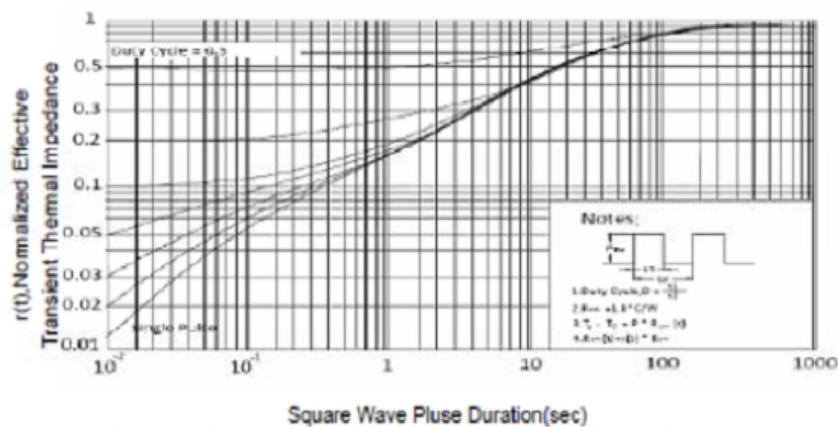
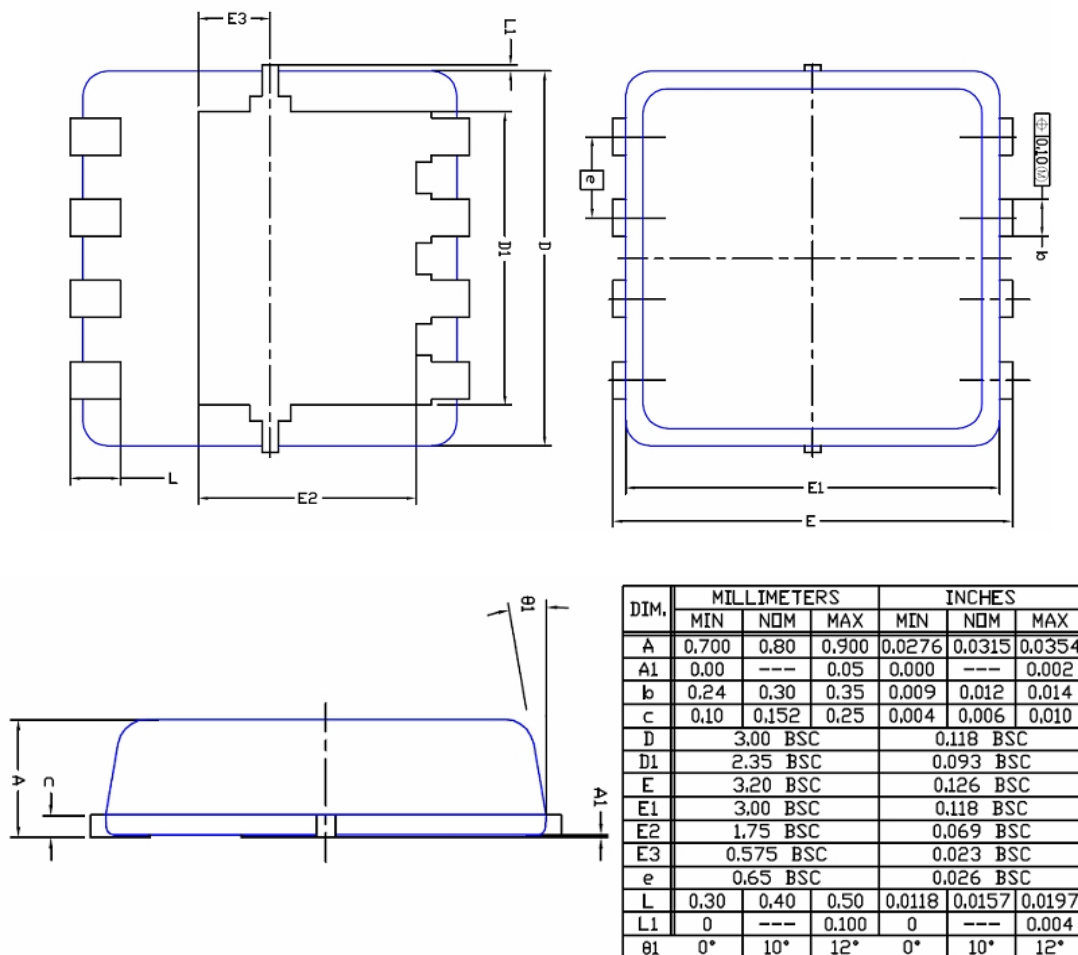


Figure 11 Normalized Maximum Transient Thermal Impedance

# SE3D080M

## Package Outline Dimension

### DFN3X3 EP



The SINO-IC logo is a registered trademark of Shanghai Sino-IC Microelectronics Co., Ltd.

© 2005 SINO-IC – Printed in China – All rights reserved.

#### SHANGHAI SINO-IC MICROELECTRONICS CO., LTD

**Add:** Building 3, Room 3401-03, No.200 Zhangheng Road, ZhangJiang Hi-Tech Park, Pudong, Shanghai 201203, China

**Phone:** +86-21-33932402 33932403 33932405 33933508 33933608

**Fax:** +86-21-33932401

**Email:** webmaster@sino-ic.net

**Website:** http://www.sino-ic.net